

# Импровизация и Allegro

для вибратона и фортепиано

**В.САПАРОВ**  
(visaparov@mail.ru)

## Импровизация

Andante

Vibraphone

Andante  
*ad libitum*

Piano

*f*

*Red.*

Vib.

*ad libitum*

*f*

Pno.

*Red.*

Vib.

*Red.*

Pno.

*Red.*

2

Играть в любом ритме без перерыва

Vib. *p* *cresc.*

Pno. *p* *cresc.*

Vib. *sf* Andantino

Pno. *f* Andantino

Vib. *f*

Pno.

Vib. *mf* Tempo primo Senza metrum

Pno. Tempo primo

3

Vib.

Pno.

*sf*

*p*

8va

8vb

*Red.*

Vib.

Pno.

*p*

Vib.

Pno.

*cresc.*

*f*

8vb

Allegro

♩=120-132

Pno.

Vib.

*Senza metrum*

Pno.

Vib.

*gliss.*

Pno.

Vib.

Pno.

5

Vib.

Pno.

Vib.

Pno.

Vib.

Pno.


Vib.


Pno.

6

Vib. 

Pno. 

Vib. 

Pno. *legato* 


Vib. 


Pno. 

Vib. 


Pno. 


7

Vib.  *Senza metrum*


Pno. 

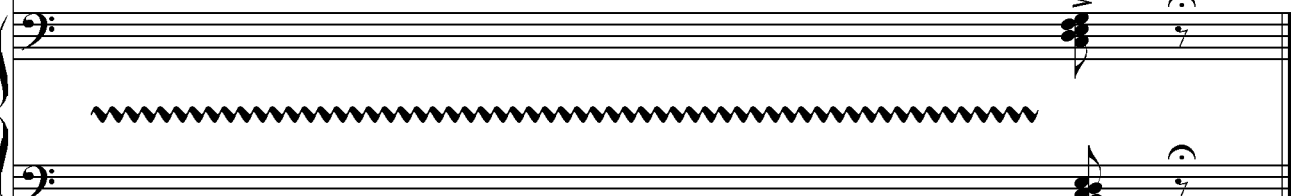
Detailed description: This system shows the beginning of the piece. The vibraphone part starts with a melodic line in the treble clef, featuring notes with flats and sharps, followed by a section of tremolo. The piano accompaniment is sparse, with notes in both staves and a tremolo section in the right hand.

Vib. 

Pno. 

Detailed description: The vibraphone continues its melodic line. The piano accompaniment features arpeggiated figures in the left hand, a triplet in the right hand, and a tremolo section.

Vib.  *gliss.*

Pno. 

Detailed description: The vibraphone part concludes with a glissando. The piano accompaniment features a tremolo in the right hand and chords in the left hand.